




# Easter learning menu

<p>Cut out the numbered eggs in your pack and go on a number hunt</p> 	<p>At Easter time lots of plants and flowers start to grow. Go for a walk around the park or your garden and see what flowers and plants you can see growing.</p> 	<p>Can you create an Easter card for someone in your family?</p> 
<p>Try to make an Easter basket. You could use a cardboard box and decorate it with paints or colourful easter pictures.</p> 	<p>Make a nest .Put an egg in.</p> 	<p>Draw and carefully colour a beautifully patterned egg.</p> 
 <p>Watch the Easter story. <a href="https://www.youtube.com/watch?v=0PSgoPdKQFQ">https://www.youtube.com/watch?v=0PSgoPdKQFQ</a></p>	<p>Draw a picture of a garden.. Add the Easter bunny and some eggs..</p> 	<p>Make salt dough easter eggs. Roll out dough, cut into shapes,dry for a few days and decorate. Salt dough Cup of flour ½ cup salt ½ cup water</p> 
<p>Make chocolate nests and add smarties or mini eggs.</p> 	<p>Learn a song and a dance.</p> 	<p>It is a tradition to decorate a hat at Easter. Decorate a real one or draw one instead.</p> 