

































## Home learning- Little Red Riding Hood

	Phonics	English	Maths	Challenge																				
Monday	<p><u>Rhyming Silly Soup</u></p> <p>For you soup you will need:</p> <ul style="list-style-type: none"><li>• A pan or large bowl</li><li>• A spoon</li><li>• 4 ingredients that's rhyme</li></ul> <p>Miss Smith will be using:</p> <p>Cat, hat, rat and bat</p> <p>Don't forget you could draw the objects on paper if you do not have the objects at home</p> <p>Sing the Silly Soup song and add the ingredients one at a time 😊</p>	<div></div> <p>Look at the front cover of the story and make a simple prediction about what you think is going to happen in the story.</p> <p>Key Questions</p> <ul style="list-style-type: none"><li>➤ Who do you think the characters are?</li><li>➤ Where do you think the characters live?</li><li>➤ What do you think is going to happen?</li></ul>	<p>Counting Challenge</p> <div><table><tr><td></td><td><input type="text"/></td></tr><tr><td></td><td><input type="text"/></td></tr><tr><td></td><td><input type="text"/></td></tr><tr><td></td><td><input type="text"/></td></tr><tr><td></td><td><input type="text"/></td></tr><tr><td></td><td><input type="text"/></td></tr><tr><td></td><td><input type="text"/></td></tr><tr><td></td><td><input type="text"/></td></tr><tr><td></td><td><input type="text"/></td></tr><tr><td></td><td><input type="text"/></td></tr></table></div> <p>How many of each object can you count?</p>		<input type="text"/>		<input type="text"/>		<input type="text"/>		<input type="text"/>		<input type="text"/>		<input type="text"/>		<input type="text"/>		<input type="text"/>		<input type="text"/>		<input type="text"/>	<p>Spot the difference</p> <p>There are 6 differences between these two pictures. Look closely at the sheet in your pack. Can you find them?</p> <p><b>Spot The Difference</b></p> <p><small>There are 6 differences in the pictures below. Can you find them?</small></p> <div></div>
		<input type="text"/>																						
	<input type="text"/>																							
	<input type="text"/>																							
	<input type="text"/>																							
	<input type="text"/>																							
	<input type="text"/>																							
	<input type="text"/>																							
	<input type="text"/>																							
	<input type="text"/>																							
	<input type="text"/>																							

# Home learning- Little Red Riding Hood


Tuesday

I spy

Start off very simply by having 3 objects in front of your child, which all begin with a different sound. Ask your child to find the objects that begins with ..... . You may have to over model this at the start until they are able to hear the initial sounds independently. E.g. Can you find something that begins with 'c'? Let your child look but offer further support if needed by saying c-c-cat.

Once confident increase the number of objects

English Challenge



Either watch Miss Smith tell the story on Class Dojo or use the story provided in your pack.

Key Questions

- What was the warning that Little Red Riding Hood's was given off her Mother?
- Where is Little Red Riding Hood going? Why?
- What do you think Little Red Riding Hood's mum would say to her if she knew she had gone off the path?

Challenge

Can you draw a picture of Little Red Riding Hood?

Numicon Challenge

Can you match the correct piece of Numicon to each number?



Creative Challenge

What can you make using the materials you have at home?



# Home learning- Little Red Riding Hood


Wednesday

## Odd One out



Can you identify the odd one out on each strip? (see pack)

## English Challenge



Either watch Miss Smith tell the story on Class Dojo or use the story provided in your pack.

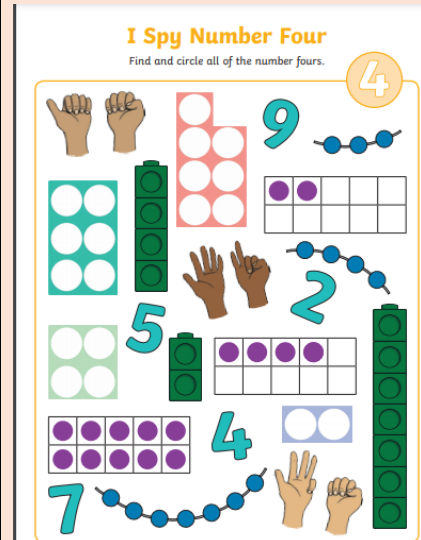
### Key Questions

- I wonder where the wolf lives.
- How did the wolf plan to trick Little Red Riding Hood? Was he successful?

### Challenge

Draw a picture of the Big Bad Wolf

## Counting challenge



## Baking Challenge

Can you make some biscuits to help Grandma feel better?



### Ingredients

100g butter  
50g caster sugar  
175g plain flour  
A few drops of vanilla extract

### Method

1. Preheat the oven to 150°C.
2. Add butter and sugar in a bowl and mix well until light and fluffy.
3. Add the vanilla, mix, then add the flour and mix well.
4. Roll out to about 5mm thick. Cut into star shapes.
5. Bake for 25 minutes or until golden brown.

### Equipment

Bowl  
Spoon  
Rolling pin  
Star cookie cutter  
Baking tray



## Home learning- Little Red Riding Hood

<div style="writing-mode: vertical-rl; transform: rotate(180deg); font-weight: bold; font-size: 2em;">Thursday</div>	<p style="text-align: center;"><u>Oral Blending</u></p> <p>For this activity you will need:</p> <ul style="list-style-type: none"> <li>• A hat</li> <li>• A sock</li> <li>• A pan</li> <li>• Shoe</li> </ul> <p>Place the objects in the middle of the floor. Say the sounds in the objects separately e.g. h-a-t so that your child is able to blend the sounds together to find the correct object. If your child finds this too difficult model the process for them by saying h-a-t hat.</p>	<p style="text-align: center;"><u>English Challenge</u></p> <div data-bbox="705 284 1061 611" data-label="Image"> </div> <p>Either watch Miss Smith tell the story on Class Dojo or use the story provided in your pack.</p> <p>Key Questions</p> <ul style="list-style-type: none"> <li>➤ Which character is a good listener? How do you know?</li> </ul> <p>Challenge</p> <p>Can you sort the words in your pack into words that describe the wolf and words that describe Little Red Riding Hood?</p>	<p style="text-align: center;"><u>Shape creator</u></p> <p>On your daily walk, why not collect some sticks. I wonder how many different shapes you can make. Don't forget to talk about how many sides and corners they have.</p> <div data-bbox="1234 628 1478 1023" data-label="Image"> </div>	<p style="text-align: center;"><u>Ball Challenge</u></p> <p>If you do not have access to a ball adapt by using a pair of socks</p> <p>Can you throw the ball up and catch it?</p> <p>Can you throw the ball to your grown up?</p> <p>Can you catch a ball that is thrown to you?</p> <p>Can you throw your ball into a large container? E.g A washing up bowl. What happens when you move further away?</p> <p>Have a competition who can get the ball into the container the most times 😊</p>
--	--	--	--	--

# Home learning- Little Red Riding Hood

Friday


## Rhyming Bones

<https://www.education.com/game/dino-bones-rhyming-words/>



Can you solve this rhyming challenge to find dinosaur bones?

## English Challenge



Either watch Miss Smith tell the story on Class Dojo or use the story provided in your pack.

### Key Questions

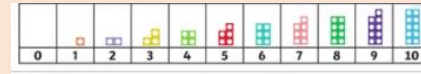
- Which was your favourite part of the story? Why?
- Do you think Little Red Riding Hood will listen to her Mother's warning next time she goes to Granny's?

### Challenge

Using the story map in your pack. Stick the pictures in the correct place and use the story map to retell the story.

## Numcion Challenge

Hide the pieces of Numicon around the room. Go on a hunt to find them and then try and put them in the correct order. Start with 1-5 first and the challenge yourself further up to 10



## 50 Things Challenge

Go outside with your grown up when it gets dark and see what you can see. Maybe you could use a torch to explore your garden or simply explore the sky.

