

Spring 2 Week 2

Day 1


Feb 28-17:31

This week we are going to write instructions for making Marvellous Medicine.

Here are some instructions.

Pancake Recipe

- 100g plain flour
- 2 eggs
- 300ml milk
- 1 tbsp oil
- pinch of salt




1. Put the flour and milk into a bowl.
2. Crack the eggs and add to the bowl.
3. Whisk the ingredients together.
4. Pour some of the mixture into the pan.
5. Cook until browned then flip.
6. Once the other side is brown leave to cool.
7. Enjoy eating.

Feb 28-17:32

Can you remember the features of instructions?

Pancake Recipe

- 100g plain flour
- 2 eggs
- 300ml milk
- 1 tbsp oil
- pinch of salt




1. Put the flour and milk into a bowl.
2. Crack the eggs and add to the bowl.
3. Whisk the ingredients together.
4. Pour some of the mixture into the pan.
5. Cook until browned then flip.
6. Once the other side is brown leave to cool.
7. Enjoy eating.


Feb 28-17:32

Can you put the instructions in the correct order?

• Tip the flour and milk into a bowl.




• Whisk the ingredients together.




Ingredients:


- 100g plain flour
- 2 eggs
- 300ml milk
- 1 tbsp oil
- pinch of salt




• Cook until browned then flip.



• With help from an adult pour some of the mixture in the frying pan.



• Crack the eggs and add to the bowl.



Can you find and highlight the imperative verbs?


Feb 28-17:32

Spring 2 Week 2

Day 2

Feb 28-17:31

I.E.



Sentence detective

3 mistakes

tip a can of paint into hte pan and stir

Feb 28-17:32

Find and circle the bossy, imperative verbs.

pour      whisk      bottle      weigh      add

cook      mix      saucepan      marvellous


slice      medicine      George      peel

paint      chop      stir      pan      boil


Feb 28-18:01

Can you add a time adverb to order the sentences?


• Tip the flour and milk into a bowl.




• Crack the eggs and add to the bowl.



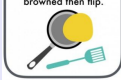
• Whisk the ingredients together.



• With help from an adult pour some of the mixture in the frying pan.



• Cook until browned then flip.




After that  
Then  
Next  
Finally  
First


Feb 28-18:11

Year2  
Can you add more information to make the instructions clearer?

• Tip the flour and milk into a bowl.



• Cook until browned then flip.



conjunctions  
because . . .  
so . . .

adverbs  
carefully  
slowly


Feb 28-18:11

Spring 2 Week 2

Day 3

Feb 28-17:31

I.E.




Sentence detective

3 mistakes

pour out a spoon ov oil and drip it in

Feb 28-17:32

Shared writing



\_\_\_\_\_

\_\_\_\_\_

\_\_\_\_\_

\_\_\_\_\_

\_\_\_\_\_

\_\_\_\_\_

\_\_\_\_\_

Feb 28-18:11

Now you will write your own instructions to make Marvellous Medicine.

Remember:

bossy, imperative verbs

sentences in order

numbered sentences or

adverbs of time

list of materials or

ingredients

Feb 28-18:42

Spring 2 Week 2

Day 4

Feb 28-17:31

Correct these spellings.

por

cuk

wisk

boyl

Feb 28-18:47

Can you edit this writing?


first put a tub of butter in a pan  
 drop two spoons of jam in the pan  
 add a can of paint and mix it all up  
 you can put in a carton of milk  
 Finally boil it for six hours.

Feb 28-18:51

Now edit your own writing.

Remember:

- title
- list of ingredients
- numbered sentences or time adverbs to order them
- bossy, imperative verbs
- capital letters, full stops and finger spaces



Feb 28-19:01

Feb 28-20:28